

# LC2-PC60G6-12 Premium-sound Ceiling Loudspeaker 64W

www.boschsecurity.com



**BOSCH**  
Invented for life



- ▶ High efficiency 12-inch coaxial two-way driver
- ▶ Full bandwidth overload protection
- ▶ Front baffle wattage tap adjustment
- ▶ Includes tile bridge and mounting ring for easy installation
- ▶ BS 5839-8 and EN 60849 compliant

The LC2-PC60G6-12 is a 12-inch two-way Premium-sound Ceiling Loudspeaker which provides, wide dispersion, high efficiency, high maximum output, ease-of-installation and wide-range reproduction of music and voice. It is intended for high ceiling applications.

It consists of a baffle assembly, grille, back-can enclosure, 12-inch coax two-way loudspeaker and internal output-power matching transformer.

The rear enclosure provides an optimum internal volume for extended low frequency performance. The loudspeaker utilizes a comprehensive protection circuit to protect the network, woofer, and tweeter drivers from excessive power levels.

## Functions

### Voice alarm loudspeaker

Voice alarm loudspeakers are specifically designed for use in buildings where performance of systems for verbal evacuation announcements is governed by regulations. The LC2-PC60G6-12 is designed for use in voice alarm systems and is compliant with British Standard BS 5839-8 and EN 60849.

## Protection

The loudspeaker has built-in protection to ensure that, in the event of a fire, damage to the loudspeaker does not result in failure of the circuit to which it is connected. In this way, system integrity is maintained; ensuring loudspeakers in other areas can still be used to inform people of the situation. It is standard fitted with a back-can enclosure to increase protection of the cable termination.

The loudspeaker has an emergency compliant ceramic screw-terminal block and thermal fuse.

## Certifications and Approvals

All Bosch loudspeakers are designed to withstand operating at their rated power for 100 continuous hours in accordance with IEC 268-5 Power Handling Capacity (PHC) standards. Bosch has also developed the Simulated Acoustical Feedback Exposure (SAFE) test to demonstrate that they can withstand two times their rated power for short durations. This ensures improved reliability under extreme conditions, leading to higher customer satisfaction, longer operating life, and lessens the chance of failure or performance deterioration.

Safety	according to EN 60065
Emergency	according to BS 5839-8 / EN 60849

Region	Certification
Europe	CE

**Installation/Configuration Notes**

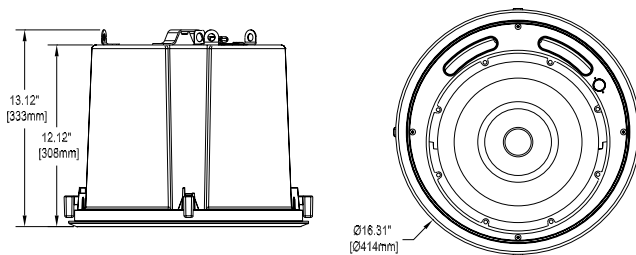
**Mounting**

The loudspeaker is secured in ceilings using four integral toggle anchors, and has been designed to work together in a wide range of different ceiling constructions. A tile bridge / C-ring is included for safe suspension in a drop ceiling that uses mineral wool, or other fiber-based ceiling tiles from 4 to 25 mm (0.16 to 1.0 in.) thick.

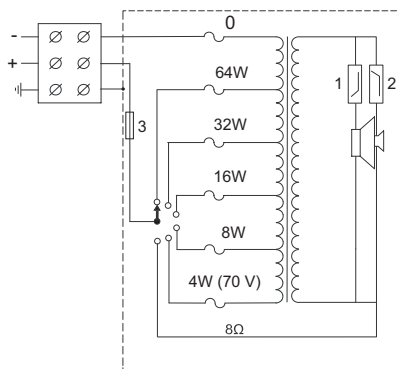
The LC2-PC60G6-12 can be suspended in open ceiling installations by an integrated 3/8-inch rigging point for use with threaded rod, or it can be mounted using the three pendant mount tabs on the rear enclosure. A circular template for marking a 386 mm (15.20 in.) diameter hole is included with the loudspeaker.

**Power setting**

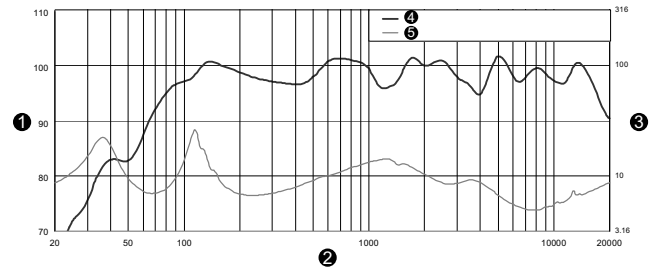
The unit has a three-way emergency compliant ceramic terminal block with screw connections (including earth) suitable for loop-through wiring. Four 100 V, and five 70 V, primary taps are provided on the matching transformer to allow selection of nominal full-power, half-power, quarter-power, eighth-power radiation (in 3 dB steps) and eight ohm. Selection is done via a convenient switch on the front baffle.



Dimensions in Inch / [mm]

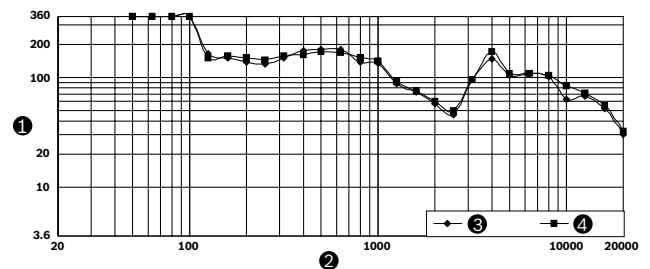


Circuit diagram (1: Low Pass Filter, 2: High Pass Filter, 3: Thermal fuse)



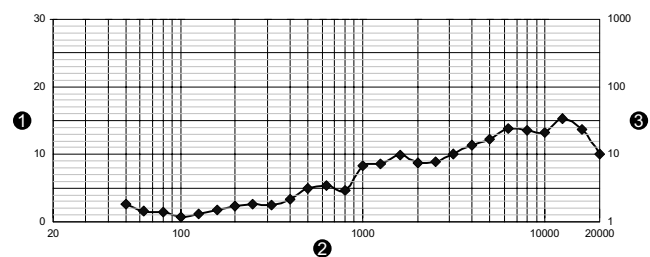
1	SPL, 1W/1m (dB)
2	Frequency (Hz)
3	Impedance (Ohms)
4	Frequency Response, half space
5	Impedance

*Frequency response*



1	-6dB Beam width (degrees)
2	Frequency (Hz)
3	Horizontal
4	Vertical

*Beam width*



1	Directivity Index (DI), dB
2	Frequency (Hz)
3	Directivity Factor (Q)

*Directivity*

**Parts Included**

Quantity	Components
1	LC2-PC60G6-12 Premium-sound Ceiling Loudspeaker
1	386 mm (15.20 in.) circular cut-out template

- 1 Tile bridge / C-ring
- 1 Paint shield
- 1 Installation instruction

### Technical Specifications

#### Electrical

Maximum power	100 W
Maximum power	64 W
Rated power	64 / 32 / 16 / 8 / (4 W only, 70 V).
Sound pressure level at 64 W / 1 W (1 kHz, 1 m)	118 / 100 dB (SPL)
Effective frequency range (-10 dB)	65 Hz to 20 kHz
Crossover frequency	2 kHz
High-pass frequency	60 Hz
Rated voltage	70 V or 100 V
Rated impedance	83 or 167 or 8 ohm
Coax transducer	305 mm (12 in.)
Connector	3-pole ceramic screw terminal block

#### Mechanical

Diameter	414 mm (16.31 in)
Maximum depth	333 mm (13.12 in)
Ceiling thickness	4 to 25 mm (0.16 to 1.00 in.)
Mounting cut-out	386 + 5 mm (15.20 + 0.20 in.)
Material	
Baffle	ABS (UL94V0)
Back-can	Zinc-plated steel
Grille	Powder coated steel
Weight	13.3 kg (29.3 lb)
Color	White (RAL 9010)

#### Environmental

Operating temperature	-25 °C to +55 °C (-13 °F to +131 °F)
Storage temperature	-40 °C to +70 °C (-40 °F to +158 °F)
Relative humidity	<95%

### Ordering Information

**LC2-PC60G6-12 Premium-sound Ceiling Loudspeaker 64W**

64 W, 12-inch two-way loudspeaker  
 Order number **LC2-PC60G6-12**

**Represented by:**

**Americas:**

Bosch Communications Systems  
12000 Portland Avenue South  
Burnsville, Minnesota 55337, USA  
Phone: +1-800-392-3497  
Fax: +1-800-955-6831  
audiosupport@us.bosch.com  
www.boschsecurity.com

**Europe, Middle East, Africa:**

Bosch Security Systems B.V.  
P.O. Box 80002  
5600 JB Eindhoven, The Netherlands  
Phone: + 31 40 2577 284  
Fax: +31 40 2577 330  
emea.securitysystems@bosch.com  
www.boschsecurity.com

**Asia-Pacific:**

Robert Bosch (SEA) Pte Ltd  
11 Bishan Street 21  
Singapore 573943  
Phone: +65 6571 2600  
Fax: +65 6571 2698  
apr.securitysystems@bosch.com  
www.boschsecurity.com